

SINAMICS V20 I/O 扩展模块 (仅用于 V20 400 V 变频器)

SINAMICS V20 I/O Extension Module (only for V20 400 V variants)

SINAMICS V20 I/O 扩展模块支持 SINAMICS V20 400V 变频器固件版本为 3.94 或以上。更多详情, 参见《SINAMICS V20 变频器操作说明》。

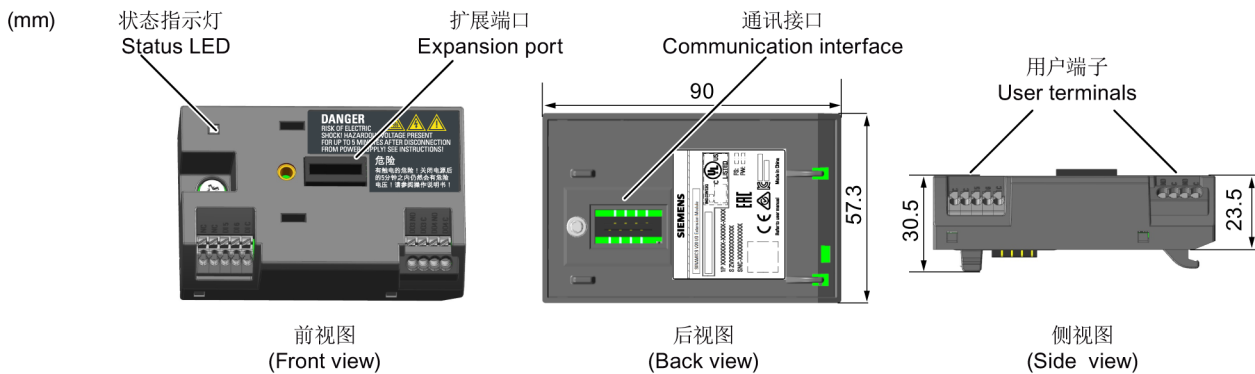
The SINAMICS V20 I/O Extension Module supports the SINAMICS V20 400V variants with firmware version 3.94 or later. For more information, see *SINAMICS V20 Inverter Operating Instructions*.

(手册下载 Manual download: <https://support.industry.siemens.com/cs/ww/en/ps/13208/man>)

I/O 扩展模块

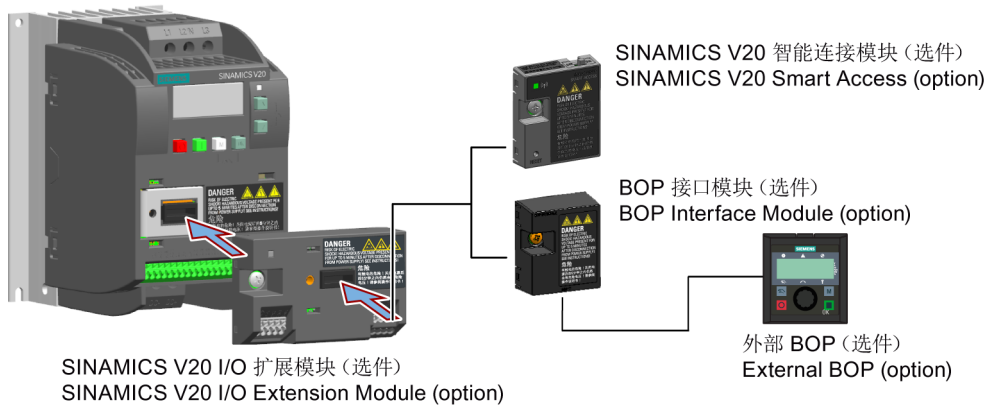
I/O Extension Module

订货号 Article number: 6SL3256-0VE00-6AA0



连接设备

Connecting the device



说明

Note

安装参数下载器模块上传和下载 V20 参数前, 请先移除 I/O 扩展模块。

Remove the I/O Extension Module before fitting the SINAMICS V20 Parameter Loader to upload and download V20 parameters.

注意

Notice

不恰当地安装或移除可导致设备故障

Equipment malfunctions due to improper installing or removing

V20 变频器处于通电状态时安装或移除 SINAMICS V20 I/O 扩展模块可导致 SINAMICS V20 I/O 扩展模块故障。

Installing or removing the SINAMICS V20 I/O Extension Module when the V20 inverter is in power-on state can cause malfunctions of the SINAMICS V20 I/O Extension Module.

- 安装或移除 SINAMICS V20 I/O 扩展模块前必须确保 V20 变频器已断电。

Make sure that the V20 inverter is powered off before installing or removing the SINAMICS V20 I/O Extension Module.

功能

Functionality

I/O 扩展模块增加了 V20 I/O 端子的数量，实现多泵控制等更多变频器控制功能。你可以通过 SINAMICS V20 变频器的扩展端口来连接模块。模块提供一个扩展端口连接 SINAMICS V20 智能连接模块或 BOP 接口模块。

The I/O Extension Module expands the number of V20 I/O terminals, enabling more inverter control functions including the multi-pump control. You can use the expansion port on the SINAMICS V20 inverter to connect the module. This module provides an expansion port to connect the SINAMICS V20 Smart Access or the V20 BOP Interface Module.

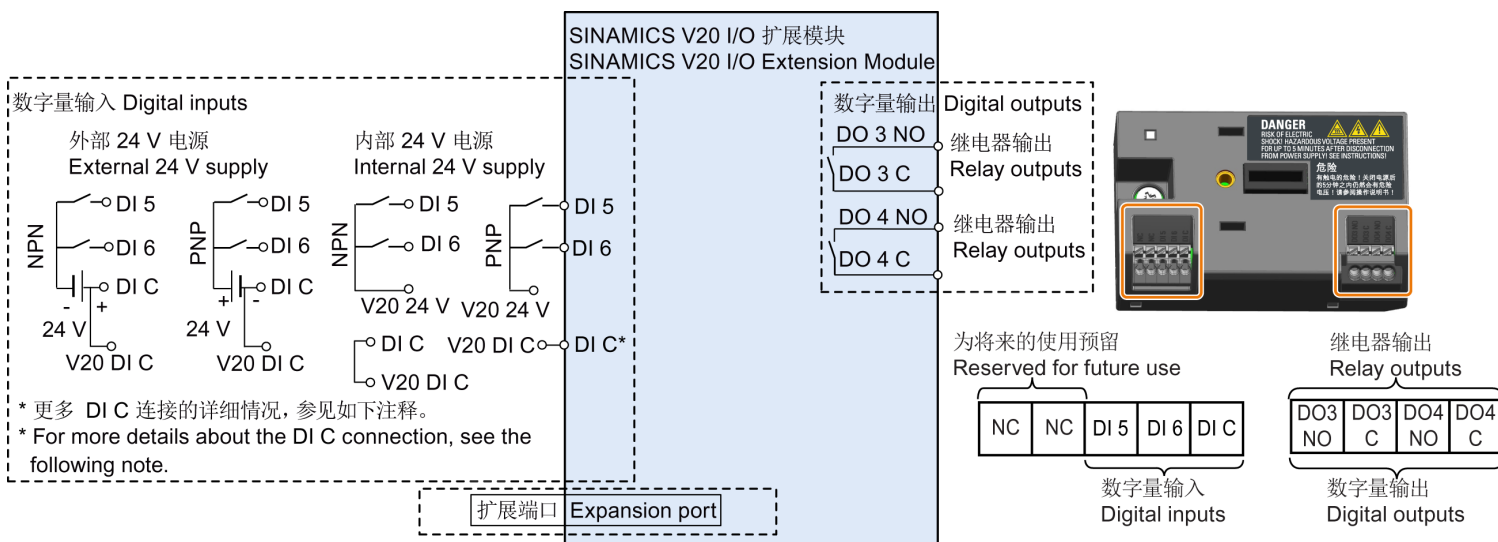
状态

LED Status LED

LED 颜色 LED color	描述 Description
黄色常亮 Solid yellow	模块已上电正在初始化。 The module is powered on and is initializing.
绿色常亮 Solid green	模块正常工作，模块与变频器通讯成功建立。 The module works properly and the communication between the module and the inverter is successfully established.
以 2 Hz 频率红色闪烁 Flashing red at 2 Hz	模块与变频器通讯失败。 The communication between the module and the inverter fails.

I/O 扩展模块接线图

Wiring diagram of the I/O Extension Module



警告

Warning

连接不合适的供电系统可导致电击危险和生命危险

Electric shock and danger to life due to connection to an unsuitable power system

如果 DO3 和 DO4 应用在有电压类别超过 II 级 (OVC II) 的供电系统上, 接触 V20 及其选件的带电部件 (包括扩展端口, 安全特低电压端子, 连线部分) 可能引起死亡或严重人身伤害。

If DO3 and DO4 are used in a power supply system that exceeds overvoltage category II (OVC II), contact with live parts of the V20 inverter and its options including expansion ports, SELV (Safety Extra Low Voltage) terminals, and connected wires can result in death or severe injury.

- 只能将 DO3 和 DO4 应用在电压不超过 OVC II 级的供电系统中。

Use DO3 and DO4 only in the power system whose voltage does not exceed OVC II.

说明

Note

- 图中, I/O 扩展模块的 DI 和 V20 变频器的 DI 是作为一组 DI 使用, 因为 I/O 扩展模块的 DI C 和 V20 变频器的 DI C 已经连接。你也可以选择不连接 I/O 扩展模块和 V20 变频器的 DI C, 作为两组 DI 分开使用。

In this diagram, the DIs of the I/O Extension Module and those of the V20 inverter are used as one group, because the DI C of the module and that of the inverter are connected. You can choose not to connect the two DI Cs so that the DIs of the module and the inverter can be used as two groups.

- 更多用户端子信息, 参见《SINAMICS V20 变频器操作说明》“电气安装”章节。

For more information about the user terminals on the I/O Extension Module, see Chapter "Electrical installation" in *SINAMICS V20 Inverter Operating Instructions*.